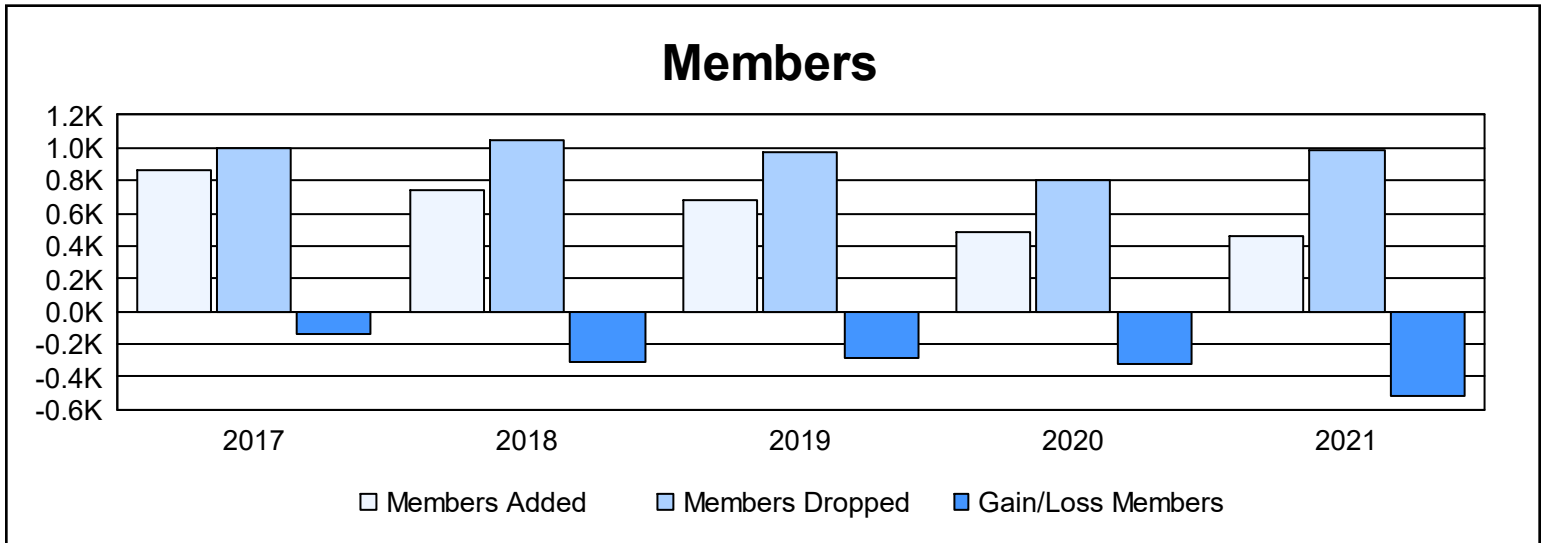
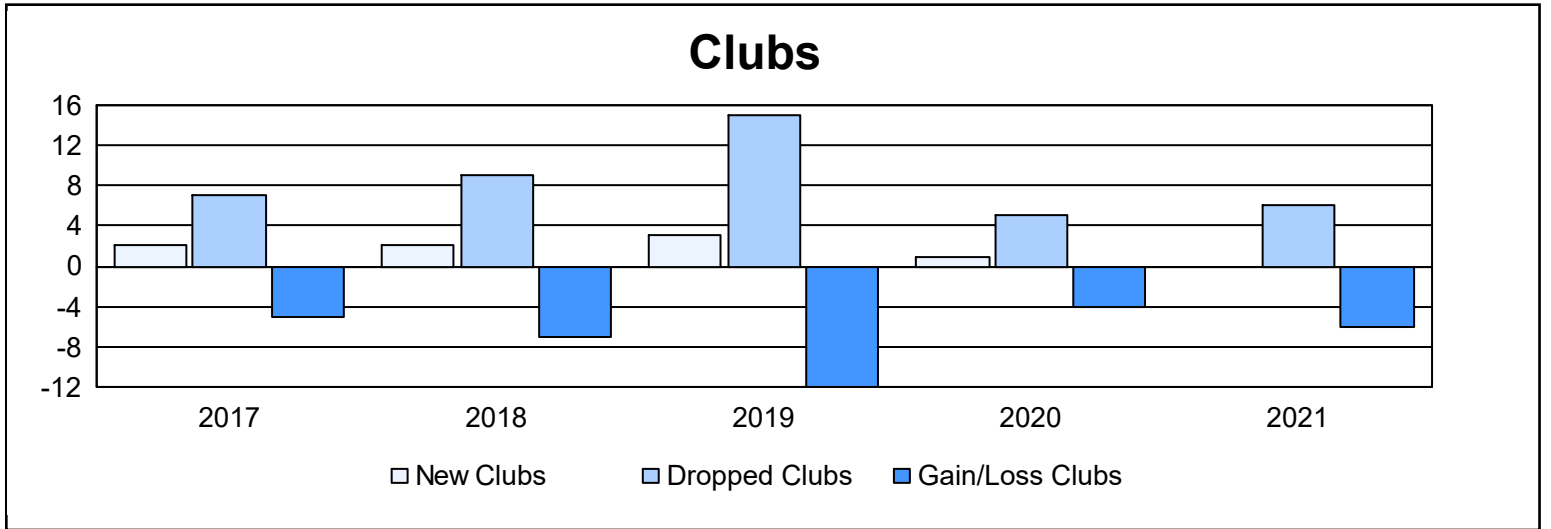


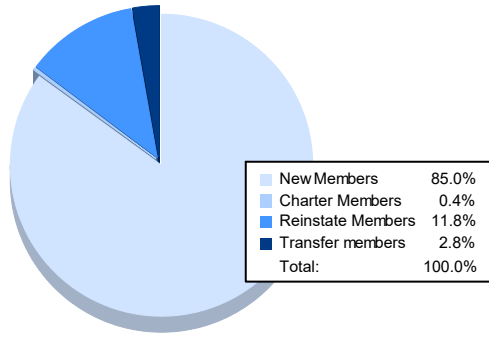
**Multiple District 9**

As of June 2021 Cumulative

Year	New Clubs	Dropped Clubs	Gain/ Loss Clubs	New Members	Charter Members	Reinstate Members	Transfer Members	Total Member Added	Total Members Dropped	Gain/ Loss Members
2016-2017	2	7	-5	721	71	31	39	862	1,002	-140
2017-2018	2	9	-7	597	60	60	24	741	1,045	-304
2018-2019	3	15	-12	513	86	44	41	684	968	-284
2019-2020	1	5	-4	421	25	12	24	482	803	-321
2020-2021	0	6	-6	396	2	55	13	466	980	-514
<b>Average</b>	<b>2</b>	<b>8</b>	<b>-7</b>	<b>530</b>	<b>49</b>	<b>40</b>	<b>28</b>	<b>647</b>	<b>960</b>	<b>-313</b>



### Membership Composition June 2021 Cumulative



### Gender Composition June 2021 Cumulative

